

## STEP 2

### MINI PROFILE



### KEY FEATURES

- Site-specific lengths to the nearest millimetre, lit continuously
- Surface mounted lighting solution for stairs or edges
- Direct lighting with Opal or Clear Polycarbonate diffuser
- A wide range of available LED sources from 5W to 40W, including RGB and Tunable White
- Control options include Fixed Output, DALI, 1-10V or DMX
- Anodised Aluminium finishes available as standard, with Matt White, Matt Black and many more on request



**60 YEARS**  
**IN LIGHT**

#### FOR MORE INFORMATION OR TO TALK ABOUT A PROJECT:

CALL: +44 (0) 1235 55 37 69  
EMAIL: [sales@optelma.co.uk](mailto:sales@optelma.co.uk)

ISSUE DATE: 01/01/18

**HEAD OFFICE**  
The Science Park  
Abingdon  
Oxfordshire  
OX14 3YT

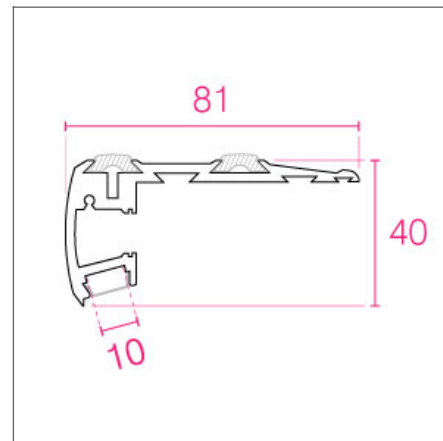
**DESIGN OFFICE**  
Tallis House  
2 Tallis Street  
London  
EC4Y 0AB

**PARIS OFFICE**  
28 Rue Charles  
Baudelaire  
75012 Paris  
France

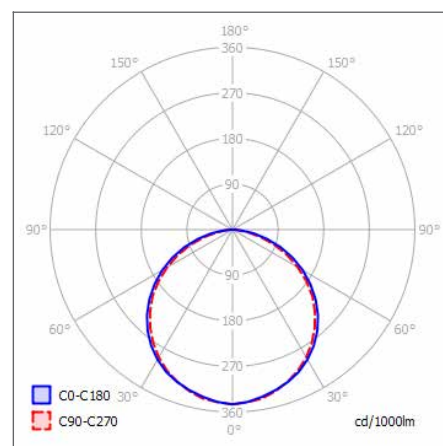
**SWISS OFFICE**  
St. Urbangasse 53  
Postfach 1738  
CH-4502 Solothurn  
Switzerland

## STEP 2 SPECIFICATIONS

PRODUCT OPTIONS	
Dimensions (mm):	81 (W) x 40 (D) x 2000mm or <i>Made-to-Measure Lengths</i>
Cut-out (mm):	N/A
Weight (kg):	<1.0 kg per Metre
Lifetime:	50,000 hrs
Mounting type:	Surface Mounted
Finish:	Anodised Aluminium
Emergency:	N/A
Operating voltage:	24V
IP Rating:	IP20, IP44 Conformal-Coated, IP67 Resin-filled
Light source:	Selected linear LED options listed below
Driver:	Fixed Output, 1-10V, DALI, DMX, Switch Dim
Colour temperature:	2700K, 3000K, 4000K, Tuneable 2800K-6500K
Beam Angle:	N/A
Diffuser:	Opal Clip-In, Clear Clip-in
CRI:	80+
Optional Extras:	



CROSS-SECTION DIMENSIONS (MM)



POLAR CURVE 4000K OPAL

### CUSTOMISE YOUR LIGHTING SPECIFICATIONS WITH OUR RANGE OF LED TAPES & BOARDS

Light Source*	Lumen Output	Power	LED's per Metre
Opteline LED Board	1382-1578 lm/M	16.0 W/M	126
Opteflex Close-pitch	900-1040 lm/M	13.2 W/M	180
Opteflex Tuneable White	756-840 lm/M	16.8 W/M	168
Opteflex RGB	up to 1000 lm/M	14.4 W/M	60

\* Choose from our full range of LED Tapes & Boards online.



#### FOR MORE INFORMATION OR TO TALK ABOUT A PROJECT:

CALL: +44 (0) 1235 55 37 69  
EMAIL: [sales@optelma.co.uk](mailto:sales@optelma.co.uk)

ISSUE DATE: 01/01/18

**HEAD OFFICE**  
The Science Park  
Abingdon  
Oxfordshire  
OX14 3YT

**DESIGN OFFICE**  
Tallis House  
2 Tallis Street  
London  
EC4Y 0AB

**PARIS OFFICE**  
28 Rue Charles  
Baudelaire  
75012 Paris  
France

**SWISS OFFICE**  
St. Urbangasse 53  
Postfach 1738  
CH-4502 Solothurn  
Switzerland

**60 YEARS  
IN LIGHT**


## STEP 2 COMPONENTS



**ANODISED ALUMINIUM**  
Satin anodised finish (10 microns).



**OPAL DIFFUSER**  
Clip-in opal polycarbonate diffuser.



**CLEAR DIFFUSER**  
Clip-in clear polycarbonate diffuser.



**40W-60W DRIVER**  
Fixed Output 24V driver. Size: 162.5 x 42.5 x 32mm



**60W-100W DRIVER**  
Fixed Output 24V driver. Size: 190 x 52 x 37mm



**DMX512 DECODER**  
4-channel decoder for RGBW. Size: 167 x 52 x 23mm



### FOR MORE INFORMATION OR TO TALK ABOUT A PROJECT:

CALL: +44 (0) 1235 55 37 69  
EMAIL: [sales@optelma.co.uk](mailto:sales@optelma.co.uk)

ISSUE DATE: 01/01/18

**HEAD OFFICE**  
The Science Park  
Abingdon  
Oxfordshire  
OX14 3YT

**DESIGN OFFICE**  
Tallis House  
2 Tallis Street  
London  
EC4Y 0AB

**PARIS OFFICE**  
28 Rue Charles  
Baudelaire  
75012 Paris  
France

**SWISS OFFICE**  
St. Urbangasse 53  
Postfach 1738  
CH-4502 Solothurn  
Switzerland

**60 YEARS  
IN LIGHT**

## STEP 2 SPECIFICATION CODE

AAAA - BB/C/D/E - F/GGG - HHHH/I								
AAAA PRODUCT ID	BB MOUNTING	C FINISH	D DRIVER	E DIFFUSER	F DIRECT LED	GGG CRI / COLOUR	HHH LENGTH (mm)	I EMERGENCY
SP02	SM	A X*	F D 1 M S X*	O C X*	XXXX* ENTER PRODUCT CODE	8TW 827 830 840 XXX*	2000 XXXX* ENTER CUSTOM LENGTH	N/A

\* **X** Custom Options - specify details alongside code

MOUNTING **SM** Surface Mounted

FINISH **A** Anodised Aluminium

DRIVER **F** Fixed Output, **D** DALI, **1** 1-10V, **L** Leading & Trailing Edge, **M** Mains Dim, **S** Switch Dim

DIFFUSER **O** Opal, **C** Clear

DIRECT LED **OB01** Opteline LED Board, **OXp1** Opteflex Close-pitch 1 LED Tape, **OXT1** Opteflex Tuneable White 1 LED Tape, **OXRG** Opteflex RGB 14.4W LED Tape

CRI / COLOUR **8TW** Tuneable White 2700-5700K, **827** CRI 80+ Colour 2700K, **830** CRI 80+ Colour 3000K, **840** CRI 80+ Colour 4000K

LENGTH Made-to-Measure length in millimetres

EMERGENCY Options available on request - specify details alongside code

### STANDARD

Standard fixed option products for quick and easy specification. Point source LED and Linear LED solutions, organised into Track & Spots, Downlights, Recessed, Surface, Suspended and Wall mounted solutions.

### MADE-TO-MEASURE

Versatile systems and luminaires with custom specifications for project-specific lighting. Available in custom sizes and lengths, with many options including curves, corners, finishes, integrated accessories and more.

### BESPOKE

Bespoke luminaires demonstrating completely custom project solutions, designed with the clients from concept to delivery. Learn about the design process and inspire your next bespoke lighting project.



**60 YEARS**  
IN LIGHT

#### FOR MORE INFORMATION OR TO TALK ABOUT A PROJECT:

CALL: +44 (0) 1235 55 37 69  
 EMAIL: [sales@optelma.co.uk](mailto:sales@optelma.co.uk)

ISSUE DATE: 01/01/18

**HEAD OFFICE**  
 The Science Park  
 Abingdon  
 Oxfordshire  
 OX14 3YT

**DESIGN OFFICE**  
 Tallis House  
 2 Tallis Street  
 London  
 EC4Y 0AB

**PARIS OFFICE**  
 28 Rue Charles  
 Baudelaire  
 75012 Paris  
 France

**SWISS OFFICE**  
 St. Urbangasse 53  
 Postfach 1738  
 CH-4502 Solothurn  
 Switzerland