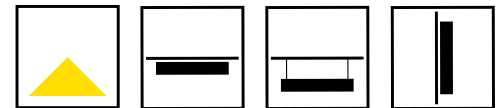




LAXA DECO

PENDANT/CEILING LIGHT



KEY FEATURES

- Surface mounted, Suspended and Wall mounted Luminaires
- 6 different sizes ranging from 300mm to 1200mm diameters
- Direct lighting in a wide range of colour temperatures
- Opal or Microprismatic Optic (MPO) diffuser
- Fixed Output, 1-10V, DALI, Touch-Dim or Casambi control
- CRI > 80 as standard, with CRI > 90 on request
- Integrated 3 hour emergency conversions available
- White, Silver, Graphite, Black, Champagne or Copper finishes with contrasting reflector finishes including Satin Gold



CASAMBI

**60 YEARS
IN LIGHT**

CALL: +44 (0) 1235 55 37 69

EMAIL: sales@optelma.co.uk

ISSUE DATE: 25/11/20

HEAD OFFICE

The Science Park
Abingdon
Oxfordshire OX14 3YT
United Kingdom

SHOWROOM

23 Bowling Green Lane
Clerkenwell
London EC1R 0BD
United Kingdom

FRANCE

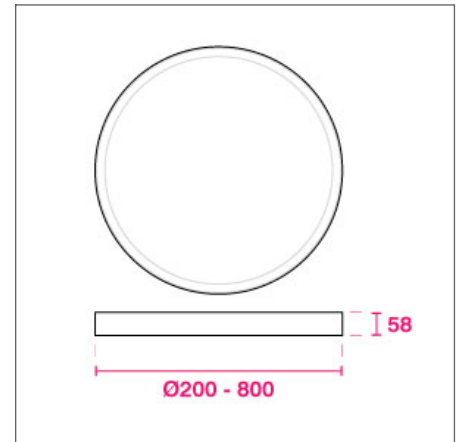
28 Rue Charles
Baudelaire
75012 Paris
France

SWITZERLAND

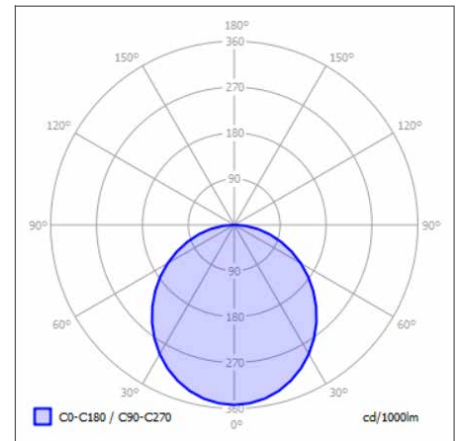
St. Urbangasse 53
Postfach 1738
CH-4502 Solothurn
Switzerland

LAXA DECO SPECIFICATIONS

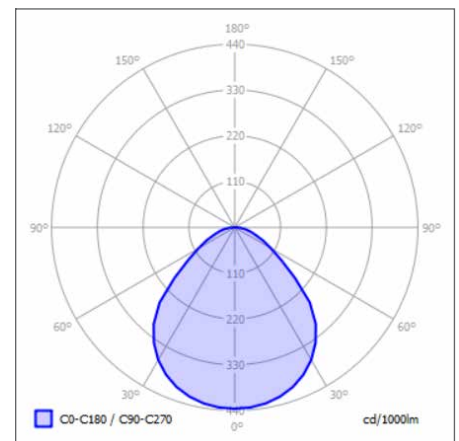
PRODUCT OPTIONS	
Dimensions (mm):	58 (H) x Various Ø
Cut-out (mm):	N/A
Weight (kg):	up to 14.5 kg
Lifetime:	50,000 hrs
Mounting type:	Surface, Suspended, Wall
Finish (Body):	White, Silver, Graphite, Black, Champagne, Copper
Finish (Reflector ring):	White, Silver, Graphite, Black, Champagne, Copper, Gold
Emergency:	Emergency module on request
Operating voltage:	230V
IP Rating:	IP20
Light source:	Medium Power LED, High Power LED
Driver:	Fixed Output (Switched), DALI, 1-10V, Touch-Dim, Casambi
Colour temperature:	2200K, 2700K, 3000K, 3500K, 4000K, 6500K
Beam Angle:	N/A
Diffuser:	Microprismatic Optic, Satin Opal
CRI:	CRI 80+, CRI 90+
Optional Extras:	Multisensor, Radar sensor, Cable colour: Black / Red



CROSS-SECTION DIMENSIONS (MM)



POLAR CURVE 4000K OPAL



POLAR CURVE 4000K MPO

CHOOSE A PROJECT SPECIFIC SOLUTION FROM THE FOLLOWING LUMINAIRE SIZES

SURFACE Diameter (mm)	Medium Power MPO	High Power MPO	Medium Power Opal	High Power Opal
200	300lm / 4W	600lm / 6W	270lm / 4W	550lm / 6W
300	920lm / 8W	1590lm / 13W	900lm / 8W	1560lm / 13W
400	1750lm / 14W	2760lm / 21W	1750lm / 14W	2760lm / 21W
500	2730lm / 22W	4510lm / 36W	2750lm / 22W	4570lm / 36W
600	3950lm / 28W	5810lm / 42W	4050lm / 28W	5920lm / 42W
800	5960lm / 43W	7360lm / 54W	6120lm / 43W	7560lm / 54W

SUSPENDED Diameter (mm)	Medium Power MPO	High Power MPO	Medium Power Opal	High Power Opal
300	920lm / 8W	1590lm / 13W	900lm / 8W	1560lm / 13W
400	1750lm / 14W	2760lm / 21W	1750lm / 14W	2760lm / 21W
500	2730lm / 22W	4510lm / 36W	2750lm / 22W	4570lm / 36W
600	3950lm / 28W	5810lm / 42W	4050lm / 28W	5920lm / 42W
800	5960lm / 43W	7360lm / 54W	6120lm / 43W	7560lm / 54W



















* LED Lumen outputs at 4000K.



WALL Diameter (mm)	Medium Power MPO	High Power MPO	Medium Power Opal	High Power Opal
200	300lm / 4W	600lm / 6W	270lm / 4W	550lm / 6W
300	920lm / 8W	1590lm / 13W	900lm / 8W	1560lm / 13W
400	1750lm / 14W	2760lm / 21W	1750lm / 14W	2760lm / 21W
500	2730lm / 22W	4510lm / 36W	2750lm / 22W	4570lm / 36W
600	3950lm / 28W	5810lm / 42W	4050lm / 28W	5920lm / 42W
800	5960lm / 43W	7360lm / 54W	6120lm / 43W	7560lm / 54W

* LED Lumen outputs at 4000K.

LAXA DECO COMPONENTS

	WHITE FINISH Powder coated finish with matching reflector ring.		SILVER FINISH Powder coated finish with matching reflector ring.		GRAPHITE FINISH Powder coated finish with matching reflector ring.
	BLACK FINISH Powder coated finish with matching reflector ring.		CHAMPAGNE FINISH Powder coated finish with matching reflector ring.		COPPER FINISH Powder coated finish with matching reflector ring.
	WHITE+GOLD Powder coated finish with contrasting reflector ring colour.		WHITE+COPPER Powder coated finish with contrasting reflector ring colour.		WHITE+BLACK Powder coated finish with contrasting reflector ring colour.
	CHAMPAGNE+BLACK Powder coated finish with contrasting reflector ring colour.		BLACK+GOLD Powder coated finish with contrasting reflector ring colour.		BLACK+WHITE Powder coated finish with contrasting reflector ring colour.
	OPAL DIFFUSER Opal polycarbonate diffuser.		MPO DIFFUSER Micro Pyramidal Optic diffuser.		CASAMBI CONTROL Casambi bluetooth control modules.
	CENTRAL SUSPENSION Stainless steel cable, Max height 1500mm.		PARALLEL SUSPENSION Stainless steel cable, Max height 1500mm.		IP54 RATED VERSION Ingress Protection IP54 rated version.



LAXA DECO SPECIFICATION CODE

AAAA - BB/C/D/E - F/GGG - HHHH/I								
AAAA PRODUCT ID	BB MOUNTING	C FINISH	D DRIVER	E DIFFUSER	F DIRECT LED	GGG CRI/ COLOUR	HHH DIAMETER/ SIZE (mm)	I EMERGENCY
LAXD	SM SC SR WM	W S G B C X*	F D 1 T	O M	M H	827 830 840	0200 0300 0400 0500 0600 0800	E

* **X** Custom Options - specify details alongside code

PRODUCT ID **LAXD** LAXA DECO

MOUNTING **SM** Surface Mounted, **SC** Suspended Central, **SR** Suspended Rod, **WM** Wall Mounted

FINISH **W** White, **S** Silver, **G** Graphite, **B** Black, **C** Champagne, **X** Other - specify alongside code

DRIVER **F** Fixed Output, **D** DALI, **1** 1-10V, **T** Touch Dim, **C** Casambi

DIFFUSER **O** Opal, **M** MPO

DIRECT LED **M** Medium Power LED, **H** High Power LED

CRI / COLOUR **827** CRI 80+ Colour 2700K, **830** CRI 80+ Colour 3000K, **840** CRI 80+ Colour 4000K

DIAMETER / SIZE Diameter/Size in millimetres

EMERGENCY **E** Standard Integrated Emergency - specify details alongside code

+ **IP54** IP rated version - specify alongside code

For contrasting reflector ring finishes specify details alongside code:
+WHITE / +BLACK / +GOLD / +SILVER

STANDARD

Standard fixed option products for quick and easy specification. Point source LED and Linear LED solutions, organised into Track & Spots, Downlights, Recessed, Surface, Suspended and Wall mounted solutions.

MADE-TO-MEASURE

Versatile systems and luminaires with custom specifications for project-specific lighting. Available in custom sizes and lengths, with many options including curves, corners, finishes, integrated accessories and more.

BESPOKE

Bespoke luminaires demonstrating completely custom project solutions, designed with the clients from concept to delivery. Learn about the design process and inspire your next bespoke lighting project.




**60 YEARS
IN LIGHT**

CALL: +44 (0) 1235 55 37 69
EMAIL: sales@optelma.co.uk

ISSUE DATE: 25/11/20

HEAD OFFICE

The Science Park
Abingdon
Oxfordshire OX14 3YT
United Kingdom

SHOWROOM

23 Bowling Green Lane
Clerkenwell
London EC1R 0BD
United Kingdom

FRANCE

28 Rue Charles
Baudelaire
75012 Paris
France

SWITZERLAND

St. Urbangasse 53
Postfach 1738
CH-4502 Solothurn
Switzerland