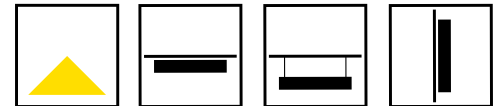




LAXA SLIM

PENDANT/CEILING LIGHT



KEY FEATURES

- Surface, Wall mounted, Suspended and Rod Suspended
- Diameters from 200mm to 800mm, depending on mounting
- Direct lighting in 2700K, 3000K or 4000K colour temperatures
- A range of dimming/control options including Fixed Output, 1-10V, DALI, Touch-Dim or Casambi control
- CRI >80 as standard, with >90 on request
- Integrated 3 hour emergency conversions available
- White, Black, Silver, Graphite, Copper and Champagne finish
- Multisensors or custom finishes on request



CASAMBI

**60 YEARS
IN LIGHT**

**FOR MORE INFORMATION
OR TO TALK ABOUT A PROJECT:**

CALL: +44 (0) 1235 55 37 69
EMAIL: sales@optelma.co.uk

ISSUE DATE: 14/12/20

HEAD OFFICE
The Science Park
Abingdon
Oxfordshire
OX14 3YT

SHOWROOM
23 Bowling Green Lane
Clerkenwell
London
EC1R 0BD

PARIS OFFICE
28 Rue Charles
Baudelaire
75012 Paris
France

SWISS OFFICE
St. Urbangasse 53
Postfach 1738
CH-4502 Solothurn
Switzerland

LAXA SLIM DIRECT SPECIFICATIONS

PRODUCT OPTIONS	
Dimensions (mm):	38 (H) x Various Diameters (below)
Cut-out (mm):	N/A*
Lifetime:	50,000 hrs
Mounting type:	Surface, Wall, Suspended Central, Rod Suspension
Finish:	White, Black, Silver, Graphite, Copper, Champagne
Emergency:	Standard 3 hour emergency conversion
Operating voltage:	230V
IP Rating:	IP40
Light source:	Medium Power LED, High Power LED
Driver:	Fixed Output, 1-10V, DALI, Touch Dim, Casambi control
Colour temperature:	2200K, 2700K, 3000K, 3500K, 4000K, 6500K
Beam Angle:	N/A
Diffuser:	Opal, MPO
CRI:	CRI80, CRI90
Optional Extras:	Sensors, custom finishes on request

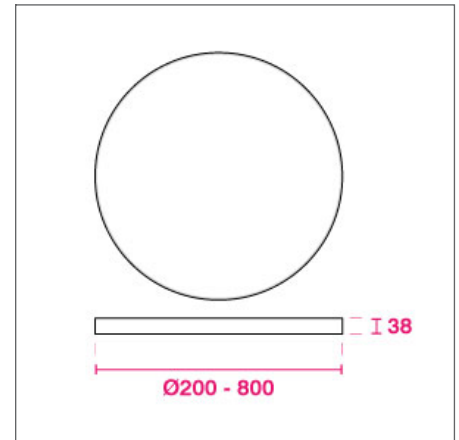
* Semi-recessed version on request. Surface Mounted version can be Ceiling or Wall mounted.

■ CHOOSE A SIZE TO SUIT YOUR PROJECT

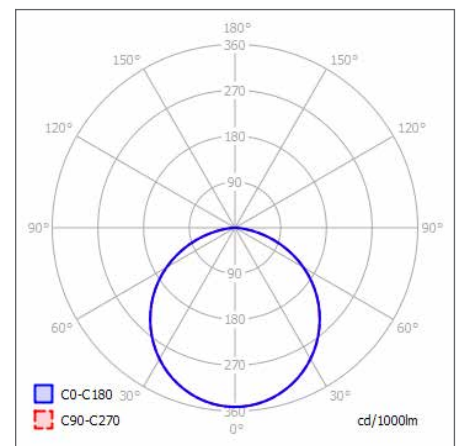
Surface / Wall	Medium Power Direct Opal*	High Power Direct Opal*	Medium Power Direct MPO*	High Power Direct MPO*
Ø200	330lm/4W	560lm/6W	320lm/4W	550lm/6W
Ø300	780lm/7W	1330lm/11W	770lm/7W	1320lm/11W
Ø400	1650lm/12W	2700lm/19W	1630lm/12W	2670lm/19W
Ø500	2410lm/16W	4030lm/28W	2370lm/16W	3970lm/28W
Ø600	3840lm/25W	6240lm/42W	3770lm/25W	6130lm/42W
Ø800	6040lm/40W	8100lm/54W	5900lm/40W	7920lm/54W

Suspend. Pendants	Medium Power Direct Opal*	High Power Direct Opal*	Medium Power Direct MPO*	High Power Direct MPO*
Ø300	780lm/7W	1330lm/11W	770lm/7W	1320lm/11W
Ø400	1650lm/12W	2700lm/19W	1630lm/12W <td 2670lm/19W	
Ø500	2410lm/16W	4030lm/28W	2370lm/16W	3970lm/28W
Ø600	3840lm/25W	6240lm/42W	3770lm/25W	6130lm/42W
Ø800	6040lm/40W	8100lm/54W	5900lm/40W	7920lm/54W

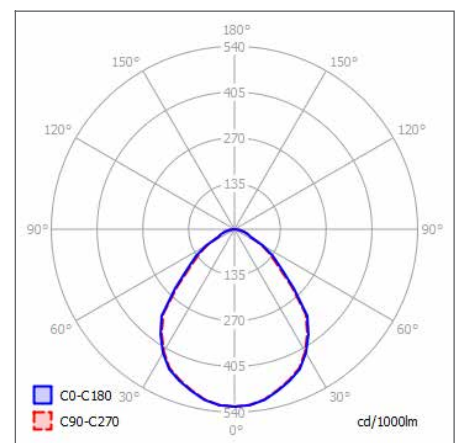
* Luminaire luminous flux at 4000K LED.



SURFACE/SUSPENDED DIMENSIONS (MM)



POLAR CURVE 4000K OPAL



POLAR CURVE 4000K MPO



FOR MORE INFORMATION OR TO TALK ABOUT A PROJECT:

CALL: +44 (0) 1235 55 37 69
EMAIL: sales@optelma.co.uk

ISSUE DATE: 14/12/20

HEAD OFFICE
The Science Park
Abingdon
Oxfordshire
OX14 3YT

SHOWROOM
23 Bowling Green Lane
Clerkenwell
London
EC1R 0BD

PARIS OFFICE
28 Rue Charles
Baudelaire
75012 Paris
France

SWISS OFFICE
St. Urbangasse 53
Postfach 1738
CH-4502 Solothurn
Switzerland

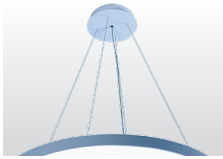
LAXA SLIM DIRECT COMPONENTS



MATT WHITE
Powder-coated Matt
White painted finish.



GRAPHITE
Powder-coated
graphite finish.



**CENTRAL
SUSPENSION**
Stainless steel cable,
Max height 1500mm.



MATT BLACK
Powder-coated Matt
Black painted finish.



CHAMPAGNE
Powder-coated
champagne finish.



ROD SUSPENSION
Rod suspended
version, 400-900mm
diameters only.



MATT SILVER
Powder-coated Matt
Silver painted finish.



COPPER
Powder-coated
copper finish.



CASAMBI

**60 YEARS
IN LIGHT**

**FOR MORE INFORMATION
OR TO TALK ABOUT A PROJECT:**

CALL: +44 (0) 1235 55 37 69
EMAIL: sales@optelma.co.uk

ISSUE DATE: 14/12/20

HEAD OFFICE
The Science Park
Abingdon
Oxfordshire
OX14 3YT

SHOWROOM
23 Bowling Green Lane
Clerkenwell
London
EC1R 0BD

PARIS OFFICE
28 Rue Charles
Baudelaire
75012 Paris
France

SWISS OFFICE
St. Urbangasse 53
Postfach 1738
CH-4502 Solothurn
Switzerland

LAXA SLIM DIRECT SPECIFICATION CODE

AAAA - BB/C/D/E - F/GGG - HHHH/I								
AAAA PRODUCT ID	BB MOUNTING	C FINISH	D DRIVER	E DIFFUSER	F DIRECT LED	GGG CRI / COLOUR	HHH DIAMETER / SIZE (mm)	I EMERGENCY
LAXA (SLIM)	SM WM SC SR	B W S G H C X*	F D 1 T C	O M	M H	827 830 840 927 930 940	0200 0300 0400 0500 0600 0800	E

- * **X** Custom Options - specify details alongside code
- PRODUCT ID **LAXA (SLIM)** LAXA SLIM Ceiling Light
- MOUNTING **SM** Surface Mounted, **WM** Wall Mounted, **SC** Suspended Central, **SR** Suspended Rod
- FINISH **B** Black, **W** White, **S** Silver, **G** Graphite, **H** Champagne Silver, **C** Satin Copper
- DRIVER **F** Fixed Output, **D** DALI, **1** 1-10V, **T** Touch Dim, **C** Casambi control
- DIFFUSER **O** Opal, **M** MPO
- DIRECT LED **M** Medium power LED, **H** High power LED
- CRI / COLOUR **827** CRI 80+ Colour 2700K, **830** CRI 80+ Colour 3000K, **840** CRI 80+ Colour 4000K
927 CRI 90+ Colour 2700K, **930** CRI 90+ Colour 3000K, **940** CRI 90+ Colour 4000K
- DIAMETER / SIZE Diameter/Size in millimetres
- EMERGENCY **E** Standard Integrated Emergency - specify details alongside code
- + **MSENS** Multisensor - specify alongside code

STANDARD

Standard fixed option products for quick and easy specification. Point source LED and Linear LED solutions, organised into Track & Spots, Downlights, Recessed, Surface, Suspended and Wall mounted solutions.

MADE-TO-MEASURE

Versatile systems and luminaires with custom specifications for project-specific lighting. Available in custom sizes and lengths, with many options including curves, corners, finishes, integrated accessories and more.

BESPOKE

Bespoke luminaires demonstrating completely custom project solutions, designed with the clients from concept to delivery. Learn about the design process and inspire your next bespoke lighting project.



FOR MORE INFORMATION OR TO TALK ABOUT A PROJECT:

CALL: +44 (0) 1235 55 37 69
EMAIL: sales@optelma.co.uk

ISSUE DATE: 14/12/20

HEAD OFFICE
The Science Park
Abingdon
Oxfordshire
OX14 3YT

SHOWROOM
23 Bowling Green Lane
Clerkenwell
London
EC1R 0BD

PARIS OFFICE
28 Rue Charles
Baudelaire
75012 Paris
France

SWISS OFFICE
St. Urbangasse 53
Postfach 1738
CH-4502 Solothurn
Switzerland