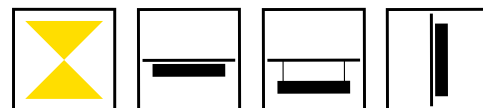




## XATA+

PENDANT/CEILING LIGHT



### KEY FEATURES

- Surface mounted, Wall mounted and Suspended versions
- Sizes from 330mm to 2000mm sq., depending on mounting
- Direct lighting in 2700K, 3000K or 4000K colour temperatures
- A range of dimming/control options including Fixed Output, 1-10V, DALI, Touch-Dim or Casambi control
- High quality CRI 80+ or CRI 90+ LEDs
- Integrated 3 hour emergency conversions available
- White, Black, Silver, Graphite, Copper and Champagne finish



**CASAMBI**

**60 YEARS  
IN LIGHT**

#### FOR MORE INFORMATION OR TO TALK ABOUT A PROJECT:

CALL: +44 (0) 1235 55 37 69  
EMAIL: [sales@optelma.co.uk](mailto:sales@optelma.co.uk)

ISSUE DATE: 05/01/21

**HEAD OFFICE**  
The Science Park  
Abingdon  
Oxfordshire  
OX14 3YT

**SHOWROOM**  
23 Bowling Green Lane  
Clerkenwell  
London  
EC1R 0BD

**PARIS OFFICE**  
28 Rue Charles  
Baudelaire  
75012 Paris  
France

**SWISS OFFICE**  
St. Urbangasse 53  
Postfach 1738  
CH-4502 Solothurn  
Switzerland

## XATA+ DIRECT-INDIRECT SPECIFICATIONS

### PRODUCT OPTIONS

Dimensions (mm):	Suspended/Surface: 75 (H) x Various Sizes (below) Surface Large: 90 (H) x Various Sizes (below)*
Lifetime:	50,000 hrs
Mounting type:	Surface, Suspended Parallel
Finish:	Black, White, Silver, Graphite, Champagne, Polished Aluminium
Emergency:	Standard 3 hour emergency conversion
Operating voltage:	230V
IP Rating:	IP20
Light source:	Medium Power Direct-Indirect LED, High Power Direct-Indirect LED*
Driver:	Fixed Output, 1-10V, DALI, Touch Dim, Casambi control
Colour temperature:	2200K, 2700K, 3000K, 3500K, 4000K, 6500K
Beam Angle:	N/A
Diffuser:	Opal, MPO
CRI:	CRI80, CRI90
Optional Extras:	Integrated sensors, custom finishes and more on request

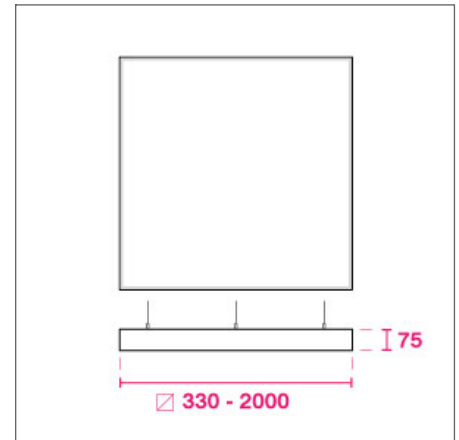
\* Surface mounted height may vary. Direct 60%, Indirect 40% distribution.

### CHOOSE A SIZE TO SUIT YOUR PROJECT

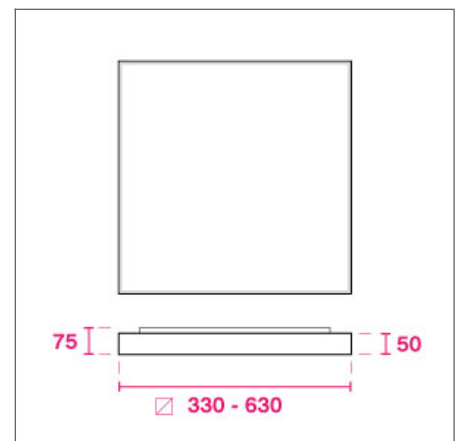
Surface / Wall	Medium Power Dir./Ind. Opal*	High Power Dir./Ind. Opal*	Medium Power Dir./Ind. MPO*	High Power Dir./Ind. MPO*
330	2510lm/19W	3700lm/28W	2470lm/19W	3640lm/28W
430	4430lm/31W	6400lm/45W	4360lm/31W	6300lm/45W
530	6110lm/40W	11370lm/80W	6000lm/40W	11170lm/80W
630	9770lm/68W	14530lm/103W	9610lm/68W	14270lm/103W
900	12030lm/96W	19440lm/173W	11790lm/96W	19040lm/173W
1200	19940lm/161W	32350lm/288W	19520lm/161W	31640lm/288W

Suspended Pendant	Medium Power Dir./Ind. Opal*	High Power Dir./Ind. Opal*	Medium Power Dir./Ind. MPO*	High Power Dir./Ind. MPO*
330	2510lm/19W	3700lm/28W	2470lm/19W	3640lm/28W
430	4430lm/31W	6400lm/45W	4360lm/31W	6300lm/45W
530	6110lm/40W	11370lm/80W	6000lm/40W	11170lm/80W
630	9770lm/68W	14530lm/103W	9610lm/68W	14270lm/103W
900	12030lm/96W	19440lm/173W	11790lm/96W	19040lm/173W
1200	19940lm/161W	32350lm/288W	19520lm/161W	31640lm/288W
1500	28130lm/238W	45370lm/433W	- / -	- / -
2000	40530lm/338W	65340lm/623W	- / -	- / -

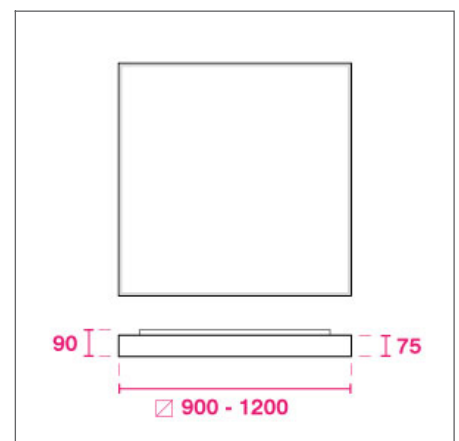
\* Delivered lumens at 4000K LED. 1500/2000mm suspended only with Opal stretch diffuser fabric.



SUSPENDED DIMENSIONS (MM)



SURFACE DIMENSIONS (MM)



SURFACE (LARGE) DIMENSIONS (MM)



**CASAMBI**

**60 YEARS  
IN LIGHT**

#### FOR MORE INFORMATION OR TO TALK ABOUT A PROJECT:

CALL: +44 (0) 1235 55 37 69  
EMAIL: [sales@optelma.co.uk](mailto:sales@optelma.co.uk)

ISSUE DATE: 06/01/21

**HEAD OFFICE**  
The Science Park  
Abingdon  
Oxfordshire  
OX14 3YT

**SHOWROOM**  
23 Bowling Green Lane  
Clerkenwell  
London  
EC1R 0BD

**PARIS OFFICE**  
28 Rue Charles  
Baudelaire  
75012 Paris  
France

**SWISS OFFICE**  
St. Urbangasse 53  
Postfach 1738  
CH-4502 Solothurn  
Switzerland

## XATA+ DIRECT-INDIRECT COMPONENTS



**MATT WHITE**  
Powder-coated Matt  
White painted finish.



**GRAPHITE**  
Powder-coated  
graphite finish.



**PARALLEL  
SUSPENSION**  
Stainless steel cable,  
Max height 1500mm.



**MATT BLACK**  
Powder-coated Matt  
Black painted finish.



**CHAMPAGNE**  
Powder-coated  
champagne finish.



**MPO DIFFUSER**  
Microprismatic  
diffuser for glare  
control.



**MATT SILVER**  
Powder-coated Matt  
Silver painted finish.



**POLISHED**  
Polished Aluminium  
reflective finish.



**OPAL DIFFUSER**  
Satin opal diffuser  
for homogeneous  
efficient lighting.



**CASAMBI**

**60 YEARS  
IN LIGHT**

### FOR MORE INFORMATION OR TO TALK ABOUT A PROJECT:

CALL: +44 (0) 1235 55 37 69  
EMAIL: [sales@optelma.co.uk](mailto:sales@optelma.co.uk)

ISSUE DATE: 06/01/21

**HEAD OFFICE**  
The Science Park  
Abingdon  
Oxfordshire  
OX14 3YT

**SHOWROOM**  
23 Bowling Green Lane  
Clerkenwell  
London  
EC1R 0BD

**PARIS OFFICE**  
28 Rue Charles  
Baudelaire  
75012 Paris  
France

**SWISS OFFICE**  
St. Urbangasse 53  
Postfach 1738  
CH-4502 Solothurn  
Switzerland

## XATA+ DIRECT-INDIRECT SPECIFICATION CODE

AAAA - BB/C/D/E - F/GGG - F/GGG - HHHH/I										
AAAA PRODUCT ID	BB MOUNTING	C FINISH	D DRIVER	E DIFFUSER	F DIRECT LED	GGG CRI / COLOUR	F INDIRECT LED	GGG CRI / COLOUR	HHH DIAMETER / SIZE (mm)	I EMERGENCY
XATA	SM SP	B W S G C P X*	F D 1 T C	O M	M H	827 830 840 927 930 940	M H	827 830 840 927 930 940	0330 0430 0530 0630 0900 1200 1500 2000	E

*	<b>X'</b> Custom Options - specify details alongside code
PRODUCT ID	<b>XATA</b> XATA Ceiling Light
MOUNTING	<b>SM</b> Surface Mounted, <b>SP</b> Suspended Parallel
FINISH	<b>B</b> Black, <b>W</b> White, <b>S</b> Silver, <b>G</b> Graphite, <b>C</b> Champagne Silver, <b>P</b> Polished Aluminium
DRIVER	<b>F</b> Fixed Output, <b>D</b> DALI, <b>1</b> 1-10V, <b>T</b> Touch Dim, <b>C</b> Casambi control
DIFFUSER	<b>O</b> Opal, <b>M</b> MPO
DIRECT LED	<b>M</b> Medium power LED, <b>H</b> High power LED
CRI / COLOUR	<b>827</b> CRI 80+ Colour 2700K, <b>830</b> CRI 80+ Colour 3000K, <b>840</b> CRI 80+ Colour 4000K <b>927</b> CRI 90+ Colour 2700K, <b>930</b> CRI 90+ Colour 3000K, <b>940</b> CRI 90+ Colour 4000K
INDIRECT LED	<b>M</b> Medium power LED, <b>H</b> High power LED
CRI / COLOUR	<b>827</b> CRI 80+ Colour 2700K, <b>830</b> CRI 80+ Colour 3000K, <b>840</b> CRI 80+ Colour 4000K <b>927</b> CRI 90+ Colour 2700K, <b>930</b> CRI 90+ Colour 3000K, <b>940</b> CRI 90+ Colour 4000K
DIAMETER / SIZE	Diameter/Size in millimetres
EMERGENCY	<b>E</b> Standard Integrated Emergency - specify details alongside code

+ **MSENS** Multisensor - specify alongside code

### STANDARD

Standard fixed option products for quick and easy specification. Point source LED and Linear LED solutions, organised into Track & Spots, Downlights, Recessed, Surface, Suspended and Wall mounted solutions.

### MADE-TO-MEASURE

Versatile systems and luminaires with custom specifications for project-specific lighting. Available in custom sizes and lengths, with many options including curves, corners, finishes, integrated accessories and more.

### BESPOKE

Bespoke luminaires demonstrating completely custom project solutions, designed with the clients from concept to delivery. Learn about the design process and inspire your next bespoke lighting project.



# CASAMBI

**60 YEARS**  
IN LIGHT

#### FOR MORE INFORMATION OR TO TALK ABOUT A PROJECT:

CALL: +44 (0) 1235 55 37 69  
EMAIL: [sales@optelma.co.uk](mailto:sales@optelma.co.uk)

ISSUE DATE: 06/01/21

**HEAD OFFICE**  
The Science Park  
Abingdon  
Oxfordshire  
OX14 3YT

**SHOWROOM**  
23 Bowling Green Lane  
Clerkenwell  
London  
EC1R 0BD

**PARIS OFFICE**  
28 Rue Charles  
Baudelaire  
75012 Paris  
France

**SWISS OFFICE**  
St. Urbangasse 53  
Postfach 1738  
CH-4502 Solothurn  
Switzerland