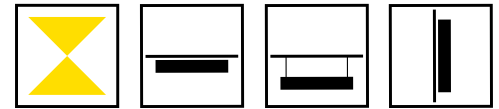




XATA SLIM+

PENDANT/CEILING LIGHT



KEY FEATURES

- Surface mounted, Wall mounted and Suspended versions
- Sizes from 300mm to 800mm sq., depending on mounting
- Direct-Indirect lighting in 2700K, 3000K or 4000K CCT
- A range of dimming/control options including Fixed Output, 1-10V, DALI, Touch-Dim or Casambi control
- High quality CRI 80+ or CRI 90+ LEDs
- Integrated 3 hour emergency conversions available
- White, Black, Silver, Graphite, Champagne and Polished finish



CASAMBI

**60 YEARS
IN LIGHT**

**FOR MORE INFORMATION
OR TO TALK ABOUT A PROJECT:**

CALL: +44 (0) 1235 55 37 69
EMAIL: sales@optelma.co.uk

ISSUE DATE: 05/01/21

HEAD OFFICE
The Science Park
Abingdon
Oxfordshire
OX14 3YT

SHOWROOM
23 Bowling Green Lane
Clerkenwell
London
EC1R 0BD

PARIS OFFICE
28 Rue Charles
Baudelaire
75012 Paris
France

SWISS OFFICE
St. Urbangasse 53
Postfach 1738
CH-4502 Solothurn
Switzerland

XATA SLIM+ DIRECT-INDIRECT SPECIFICATIONS

PRODUCT OPTIONS	
Dimensions (mm):	Suspended: 25 (H) x Various Sizes (below) Surface/Wall: 50 (H) x Various Sizes (below)
Cut-out (mm):	N/A (See XATA for recessed versions)
Lifetime:	50,000 hrs
Mounting type:	Surface, Wall, Suspended Parallel
Finish:	Black, White, Silver, Graphite, Champagne, Polished Aluminium
Emergency:	Standard 3 hour emergency conversion
Operating voltage:	230V
IP Rating:	IP20
Light source:	Direct-Indirect - Medium Power LED, High Power LED
Driver:	Fixed Output, 1-10V, DALI, Touch Dim, Casambi control
Colour temperature:	2200K, 2700K, 3000K, 3500K, 4000K, 6500K
Beam Angle:	N/A
Diffuser:	Opal, MPO
CRI:	CRI80, CRI90
Optional Extras:	Integrated sensors, custom finishes and more on request

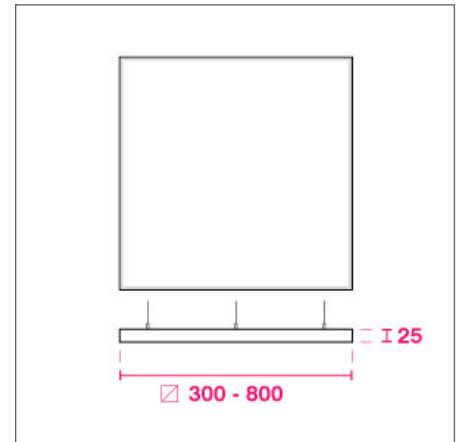
* Surface Mounted version can be Ceiling or Wall mounted.

■ CHOOSE A SIZE TO SUIT YOUR PROJECT

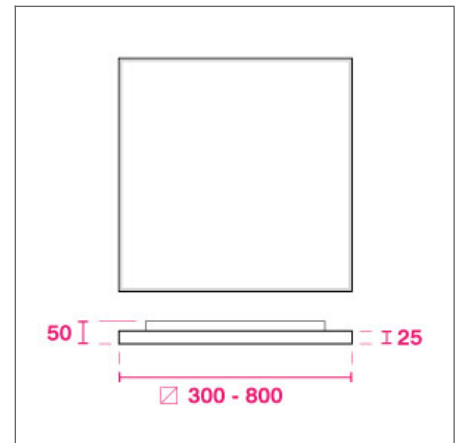
Surface / Wall	Medium Power Dir./Ind. Opal*	High Power Dir./Ind. Opal*	Medium Power Dir./Ind. MPO*	High Power Dir./Ind. MPO*
300	1560lm/13W	2300lm/20W	1600lm/13W	2360lm/20W
400	2560lm/19W	3530lm/27W	2590lm/19W	3570lm/27W
500	4450lm/33W	5800lm/44W	4490lm/33W	5860lm/44W
600	6610lm/46W	9110lm/66W	6670lm/46W	9240lm/66W

Susp. Pendant	Medium Power Dir./Ind. Opal*	High Power Dir./Ind. Opal*	Medium Power Dir./Ind. MPO*	High Power Dir./Ind. MPO*
300	1560lm/13W	2300lm/20W	1600lm/13W	2360lm/20W
400	2560lm/19W	3530lm/27W	2590lm/19W	3570lm/27W
500	4450lm/33W	5800lm/44W	4490lm/33W	5860lm/44W
600	6610lm/46W	9110lm/66W	6670lm/46W	9240lm/66W
800	11150lm/78W	14960lm/110W	11240lm/78W	15080lm/110W

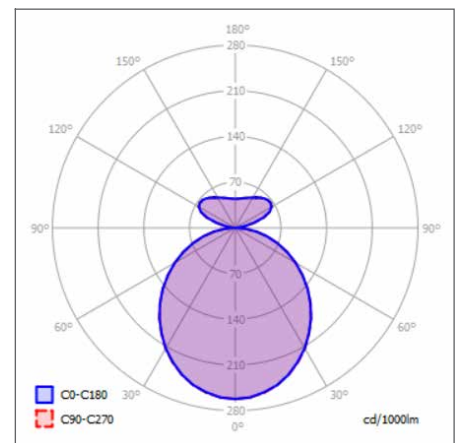
* Luminaire luminous flux at 4000K LED.



SUSPENDED DIMENSIONS (MM)



SURFACE/WALL DIMENSIONS (MM)



POLAR CURVE 4000K OPAL



FOR MORE INFORMATION OR TO TALK ABOUT A PROJECT:

CALL: +44 (0) 1235 55 37 69
EMAIL: sales@optelma.co.uk
ISSUE DATE: 06/01/21

HEAD OFFICE
The Science Park
Abingdon
Oxfordshire
OX14 3YT

SHOWROOM
23 Bowling Green Lane
Clerkenwell
London
EC1R 0BD

PARIS OFFICE
28 Rue Charles
Baudelaire
75012 Paris
France

SWISS OFFICE
St. Urbangasse 53
Postfach 1738
CH-4502 Solothurn
Switzerland

XATA SLIM+ DIRECT-INDIRECT COMPONENTS



MATT WHITE
Powder-coated Matt
White painted finish.



GRAPHITE
Powder-coated
graphite finish.



**PARALLEL
SUSPENSION**
Stainless steel cable,
Max height 1500mm.



MATT BLACK
Powder-coated Matt
Black painted finish.



CHAMPAGNE
Powder-coated
champagne finish.



MPO DIFFUSER
Microprismatic
diffuser for glare
control.



MATT SILVER
Powder-coated Matt
Silver painted finish.



POLISHED
Polished Aluminium
reflective finish.



OPAL DIFFUSER
Satin opal diffuser
for homogeneous
efficient lighting.



CASAMBI

**60 YEARS
IN LIGHT**

**FOR MORE INFORMATION
OR TO TALK ABOUT A PROJECT:**

CALL: +44 (0) 1235 55 37 69
EMAIL: sales@optelma.co.uk

ISSUE DATE: 06/01/21

HEAD OFFICE
The Science Park
Abingdon
Oxfordshire
OX14 3YT

SHOWROOM
23 Bowling Green Lane
Clerkenwell
London
EC1R 0BD

PARIS OFFICE
28 Rue Charles
Baudelaire
75012 Paris
France

SWISS OFFICE
St. Urbangasse 53
Postfach 1738
CH-4502 Solothurn
Switzerland

XATA SLIM+ DIRECT-INDIRECT SPECIFICATION CODE

AAAA - BB/C/D/E - F/GGG - F/GGG - HHHH/I										
AAAA PRODUCT ID	BB MOUNTING	C FINISH	D DRIVER	E DIFFUSER	F DIRECT LED	GGG CRI / COLOUR	F INDIRECT LED	GGG CRI / COLOUR	HHH DIAMETER / SIZE (mm)	I EMERGENCY
XATA (SLIM)	SM SP	B	F	O	M	827	M	827	0300	E
		W	D	M	H	830	H	830	0400	
		S	1			840		840	0500	
		G	T			927		927	0600	
		C	C			930		930	0800	
		P				940		940		
X*										

- * **X** Custom Options - specify details alongside code
- PRODUCT ID **XATA (SLIM)** XATA SLIM Ceiling Light
- MOUNTING **SM** Surface Mounted, **SP** Suspended Parallel
- FINISH **B** Black, **W** White, **S** Silver, **G** Graphite, **C** Champagne Silver, **P** Polished Aluminium
- DRIVER **F** Fixed Output, **D** DALI, **1** 1-10V, **T** Touch Dim, **C** Casambi control
- DIFFUSER **O** Opal, **M** MPO
- DIRECT LED **M** Medium power LED, **H** High power LED
- CRI / COLOUR **827** CRI 80+ Colour 2700K, **830** CRI 80+ Colour 3000K, **840** CRI 80+ Colour 4000K
927 CRI 90+ Colour 2700K, **930** CRI 90+ Colour 3000K, **940** CRI 90+ Colour 4000K
- INDIRECT LED **M** Medium power LED, **H** High power LED
- CRI / COLOUR **827** CRI 80+ Colour 2700K, **830** CRI 80+ Colour 3000K, **840** CRI 80+ Colour 4000K
927 CRI 90+ Colour 2700K, **930** CRI 90+ Colour 3000K, **940** CRI 90+ Colour 4000K
- DIAMETER / SIZE Diameter/Size in millimetres
- EMERGENCY **E** Standard Integrated Emergency - specify details alongside code

STANDARD

Standard fixed option products for quick and easy specification. Point source LED and Linear LED solutions, organised into Track & Spots, Downlights, Recessed, Surface, Suspended and Wall mounted solutions.

MADE-TO-MEASURE

Versatile systems and luminaires with custom specifications for project-specific lighting. Available in custom sizes and lengths, with many options including curves, corners, finishes, integrated accessories and more.

BESPOKE

Bespoke luminaires demonstrating completely custom project solutions, designed with the clients from concept to delivery. Learn about the design process and inspire your next bespoke lighting project.



CASAMBI

**60 YEARS
IN LIGHT**

FOR MORE INFORMATION OR TO TALK ABOUT A PROJECT:

CALL: +44 (0) 1235 55 37 69
 EMAIL: sales@optelma.co.uk

ISSUE DATE: 06/01/21

HEAD OFFICE
 The Science Park
 Abingdon
 Oxfordshire
 OX14 3YT

SHOWROOM
 23 Bowling Green Lane
 Clerkenwell
 London
 EC1R 0BD

PARIS OFFICE
 28 Rue Charles
 Baudelaire
 75012 Paris
 France

SWISS OFFICE
 St. Urbangasse 53
 Postfach 1738
 CH-4502 Solothurn
 Switzerland