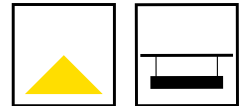




PERLES

PENDANT/CEILING LIGHT



KEY FEATURES

- Sculptural plaster ring pendant for direct lighting
- High strength reinforced natural gypsum plaster from France
- Direct lighting in 3000K colour temperature (warm white)
- A range of dimming/control options including Fixed Output, 1-10V, DALI, Push-Dim or Casambi control
- High quality CRI 80+ LEDs
- Natural plaster finish can be painted on-site, or supplied with Acrylic White, Metallic or Matt Polyurethane Lacquer finishes



atelier sedap **CASAMBI**

**60 YEARS
IN LIGHT**

CALL: +44 (0) 1235 55 37 69

EMAIL: sales@optelma.co.uk

ISSUE DATE: 13/01/21

HEAD OFFICE

The Science Park
Abingdon
Oxfordshire OX14 3YT
United Kingdom

SHOWROOM

23 Bowling Green Lane
Clerkenwell
London EC1R 0BD
United Kingdom

FRANCE

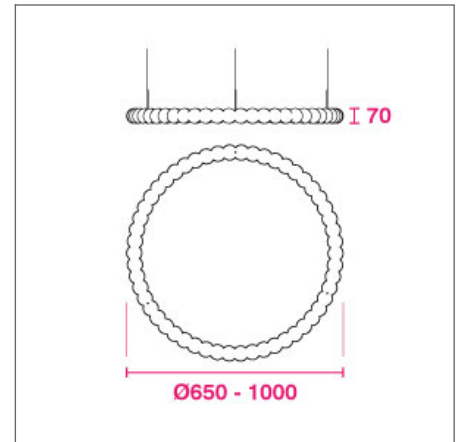
28 Rue Charles
Baudelaire
75012 Paris
France

SWITZERLAND


St. Urbangasse 53
Postfach 1738
CH-4502 Solothurn
Switzerland

PERLES PENDANT SPECIFICATIONS

| PRODUCT OPTIONS | |
|---------------------|---|
| Dimensions (mm): | 650 - 1000 (Ø) x 70 (D) |
| Cut-out (mm): | N/A |
| Weight (kg): | 7.0/8.0/10.0 kg |
| Lifetime: | 50,000 hrs |
| Mounting type: | Suspended Central (with ceiling rose), Suspended Parallel |
| Finish: | Natural Plaster (ceiling rose: Matt White) |
| Emergency: | N/A (Separate Emergency lighting products available on request) |
| Operating voltage: | 230V |
| IP Rating: | IP20 |
| Light source: | High Power PCB LED's |
| Driver: | Fixed Output, DALI, Push-dim, Casambi control* |
| Colour temperature: | 2700K, 3000K, 4000K |
| Beam Angle: | N/A |
| Diffuser: | Opal frosted Polycarbonate |
| CRI: | CRI 90+ |
| Optional Extras: | Alternative finishes on request |



TIQAL ROUND DIMENSIONS (MM)

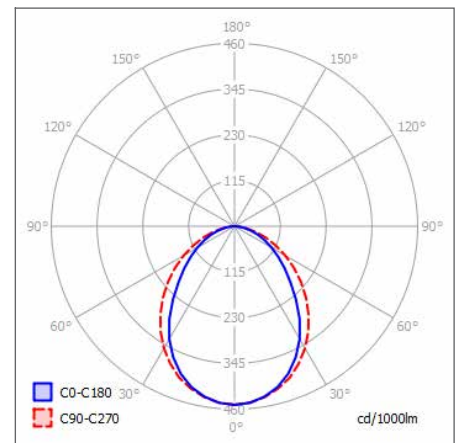


PLASTER-IN HATCH FOR REMOTE DRIVER

KEY FEATURES

| Diameter | Source Lumens | Wattage | Weight |
|----------|---------------|---------|---------|
| 650 mm | 8000 lm | 48 W | 7.0 kg |
| 800 mm | 9600 lm | 54 W | 8.0 kg |
| 1000 mm | 10,000 lm | 70 W | 10.0 kg |

* LED output at 3000K.



POLAR CURVE 4000K COB LED




PERLES PENDANT COMPONENTS



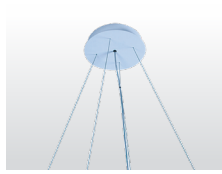
NATURAL PLASTER

Made from high-strength plaster.



PLASTER-IN HATCH

For easy driver maintenance and clean ceilings.



CENTRAL SUSPENSION

Stainless steel cable, Max height 4000mm.




MATT POLYURETHANE LACQUER

Vibrant custom painted finishes.



CEILING ROSE

Powder-coated Matt White ceiling rose.



METALLIC PAINTS

Metal custom painted finishes.



atelier sedap **CASAMBI**

**60 YEARS
IN LIGHT**

CALL: +44 (0) 1235 55 37 69
EMAIL: sales@optelma.co.uk

ISSUE DATE: 13/01/21

HEAD OFFICE

The Science Park
Abingdon
Oxfordshire OX14 3YT
United Kingdom

SHOWROOM

23 Bowling Green Lane
Clerkenwell
London EC1R 0BD
United Kingdom

FRANCE

28 Rue Charles
Baudelaire
75012 Paris
France

SWITZERLAND

St. Urbangasse 53
Postfach 1738
CH-4502 Solothurn
Switzerland

PERLES PENDANT SPECIFICATION CODE

| AAAA - BB/C/D/E - F/GGG - HHHH/I | | | | | | | | |
|----------------------------------|----------------|-------------|-----------------------|---------------|----------------------|------------------------|--------------------------------|----------------|
| AAAA PRODUCT ID | BB MOUNTING | C FINISH | D DRIVER | E DIFFUSER | F INDIRECT LED | GGG CRI / COLOUR | HHH DIAMETER / SIZE (mm) | I EMERGENCY |
| PERL | SC SP | P | F 1 D P C | N | H | 830 | 650 800 1000 | |

- * **X** Custom Options - specify details alongside code
- PRODUCT ID **PERL** Perles Plaster Pendant
- MOUNTING **SC** Suspended Central, **SP** Suspended Parallel
- FINISH **P** Natural Plaster
- DRIVER **F** Fixed Output, **1** 1-10V Dimming, **D** DALI, **P** Push Dim, **C** Casambi
- DIFFUSER **N** None (N/A)
- DIRECT LED **H** High Power PCB LED
- DIRECT LED CRI / COLOUR **830** CRI 80+ Colour 3000K
- DIAMETER / SIZE Size in millimetres
- EMERGENCY No emergency options available

STANDARD

Standard fixed option products for quick and easy specification. Point source LED and Linear LED solutions, organised into Track & Spots, Downlights, Recessed, Surface, Suspended and Wall mounted solutions.

MADE-TO-MEASURE

Versatile systems and luminaires with custom specifications for project-specific lighting. Available in custom sizes and lengths, with many options including curves, corners, finishes, integrated accessories and more.

BESPOKE

Bespoke luminaires demonstrating completely custom project solutions, designed with the clients from concept to delivery. Learn about the design process and inspire your next bespoke lighting project.



atelier sedap **CASAMBI**

**60 YEARS
IN LIGHT**

CALL: +44 (0) 1235 55 37 69
EMAIL: sales@optelma.co.uk
ISSUE DATE: 13/01/21

HEAD OFFICE

The Science Park
Abingdon
Oxfordshire OX14 3YT
United Kingdom

SHOWROOM

23 Bowling Green Lane
Clerkenwell
London EC1R 0BD
United Kingdom

FRANCE

28 Rue Charles
Baudelaire
75012 Paris
France

SWITZERLAND

St. Urbangasse 53
Postfach 1738
CH-4502 Solothurn
Switzerland