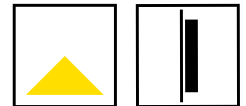





# SOLEIL MIRROR

## WALL LIGHT



### KEY FEATURES

- Circular inset Ø600mm mirror with backlit halo
- Recessed plaster-in mounting for seamless integration
- Ø800mm diameter plaster circle, inside 1000mm square panel
- High strength reinforced plaster
- Integrated heatsink and LEDs
- Warm White 3000K Colour Temperature
- Fixed Output or Dimmable (DALI / 0-10V) power supplies
- IP20 as standard, or IP44 for bathroom applications
- Natural plaster finish is paintable to match wall finish



**60 YEARS**  
**IN LIGHT**

#### FOR MORE INFORMATION OR TO TALK ABOUT A PROJECT:

CALL: +44 (0) 1235 55 37 69  
EMAIL: [sales@optelma.co.uk](mailto:sales@optelma.co.uk)

ISSUE DATE: 17/12/20

**HEAD OFFICE**  
The Science Park  
Abingdon  
Oxfordshire  
OX14 3YT

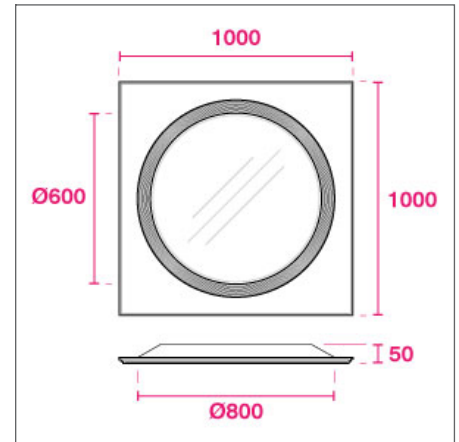
**SHOWROOM**  
23 Bowling Green Lane  
Clerkenwell  
London  
EC1R 0BD

**PARIS OFFICE**  
28 Rue Charles  
Baudelaire  
75012 Paris  
France

**SWISS OFFICE**  
St. Urbangasse 53  
Postfach 1738  
CH-4502 Solothurn  
Switzerland

## SOLEIL SPECIFICATIONS

PRODUCT OPTIONS	
Dimensions (mm):	Ø600 (Mirror), Ø800 (decorative halo)
Cut-out (mm):	1000 x 1000 (W) x 50mm (D)
Weight:	13 kg
Lifetime:	50,000 hrs
Mounting type:	Wall Mounted (Plaster-in Recessed)
Finish:	Natural Plaster*
Emergency:	N/A
Operating voltage:	Constant Voltage 24V
IP Rating:	IP20 (IP44 on request)
Light source:	High Power LED
Source Lumens:	3200 lm
Delivered Lumens:	-
Power:	31 W
Efficiency:	103 lm/W
Driver:	Fixed Output, DALI or 0-10V Dimmable
Colour temperature:	3000K*
Beam Angle:	N/A
Diffuser:	N/A
CRI:	CRI 80
Optional Extras:	Alternate colour temperatures and LED sources on request



SOLEIL DIMENSIONS (MM)

\* Can be painted on-site to match finish of wall



### FOR MORE INFORMATION OR TO TALK ABOUT A PROJECT:

CALL: +44 (0) 1235 55 37 69  
EMAIL: sales@optelma.co.uk

ISSUE DATE: 17/12/20

**HEAD OFFICE**  
The Science Park  
Abingdon  
Oxfordshire  
OX14 3YT

**SHOWROOM**  
23 Bowling Green Lane  
Clerkenwell  
London  
EC1R 0BD

**PARIS OFFICE**  
28 Rue Charles  
Baudelaire  
75012 Paris  
France

**SWISS OFFICE**  
St. Urbangasse 53  
Postfach 1738  
CH-4502 Solothurn  
Switzerland

---

## SOLEIL COMPONENTS

---




**NATURAL  
PLASTER**

Made from high-strength plaster.



**RECESSED  
PLASTER-IN**

Recessed, screwed to a frame and skimmed to provide seamless integration..



**DECORATIVE  
HALO**

Plaster detail for lighting halo.



**60 YEARS  
IN LIGHT**

---

**FOR MORE INFORMATION  
OR TO TALK ABOUT A PROJECT:**

CALL: +44 (0) 1235 55 37 69  
EMAIL: [sales@optelma.co.uk](mailto:sales@optelma.co.uk)

ISSUE DATE: 17/12/20

**HEAD OFFICE**  
The Science Park  
Abingdon  
Oxfordshire  
OX14 3YT

**SHOWROOM**  
23 Bowling Green Lane  
Clerkenwell  
London  
EC1R 0BD

**PARIS OFFICE**  
28 Rue Charles  
Baudelaire  
75012 Paris  
France

**SWISS OFFICE**  
St. Urbangasse 53  
Postfach 1738  
CH-4502 Solothurn  
Switzerland

## SOLEIL SPECIFICATION CODE

AAAA - BB/C/D/E - F/GGG - F/GGG - HHHH/I								
AAAA PRODUCT ID	BB MOUNTING	C FINISH	D DRIVER	E DIFFUSER	F DIRECT LED	GGG CRI / COLOUR	HHH DIAMETER / SIZE (mm)	I EMERGENCY
3277	PI	P	F D O	N	H	830	0600	

*	<b>X</b> Custom Options - specify details alongside code
PRODUCT ID	<b>3277</b> Soleil Wall Light
MOUNTING	<b>PI</b> Plaster-in Recessed (Wall)
FINISH	<b>P</b> Natural Plaster
DRIVER	<b>F</b> Fixed Output, <b>D</b> DALI Dimmable, <b>O</b> 0-10V Dimmable
DIFFUSER	<b>N</b> None
DIRECT LED	<b>H</b> High Power LED
CRI / COLOUR	<b>830</b> CRI 80+ Colour 3000K
DIAMETER / SIZE	Diameter/Size (/height) in millimetres
EMERGENCY	N/A

### STANDARD

Standard fixed option products for quick and easy specification. Point source LED and Linear LED solutions, organised into Track & Spots, Downlights, Recessed, Surface, Suspended and Wall mounted solutions.

### MADE-TO-MEASURE

Versatile systems and luminaires with custom specifications for project-specific lighting. Available in custom sizes and lengths, with many options including curves, corners, finishes, integrated accessories and more.

### BESPOKE

Bespoke luminaires demonstrating completely custom project solutions, designed with the clients from concept to delivery. Learn about the design process and inspire your next bespoke lighting project.



**60 YEARS**  
**IN LIGHT**

#### FOR MORE INFORMATION OR TO TALK ABOUT A PROJECT:

CALL: +44 (0) 1235 55 37 69  
EMAIL: sales@optelma.co.uk

ISSUE DATE: 17/12/20

**HEAD OFFICE**  
The Science Park  
Abingdon  
Oxfordshire  
OX14 3YT

**SHOWROOM**  
23 Bowling Green Lane  
Clerkenwell  
London  
EC1R 0BD

**PARIS OFFICE**  
28 Rue Charles  
Baudelaire  
75012 Paris  
France

**SWISS OFFICE**  
St. Urbangasse 53  
Postfach 1738  
CH-4502 Solothurn  
Switzerland